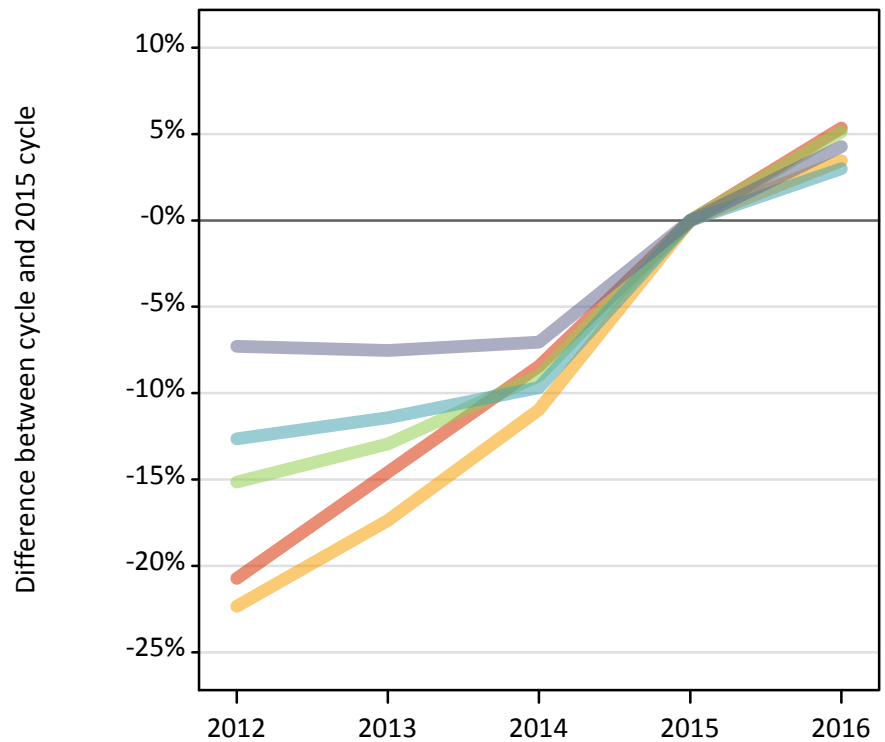


## Analysis at 00:05 on Friday 19 August 2016 (1 day after A level results day)

### J.1 Placed applicants from Scotland by SIMD quintile: 1 day after A level results day

Placed applicants: change relative to 2015 cycle totals

- Quintile 1
- Quintile 2
- Quintile 3
- Quintile 4
- Quintile 5



### J.2 Placed applicants from Scotland by SIMD quintile: 1 day after A level results day

| Applicant Status | SIMD       | 2012  | 2013  | 2014  | 2015  | 2016  |
|------------------|------------|-------|-------|-------|-------|-------|
| Placed           | Quintile 1 | 3,250 | 3,500 | 3,750 | 4,100 | 4,320 |
|                  | Quintile 2 | 3,770 | 4,010 | 4,330 | 4,860 | 5,030 |
|                  | Quintile 3 | 4,950 | 5,080 | 5,310 | 5,830 | 6,130 |
|                  | Quintile 4 | 6,190 | 6,280 | 6,400 | 7,090 | 7,300 |
|                  | Quintile 5 | 8,200 | 8,180 | 8,220 | 8,840 | 9,220 |

### J.3 Placed applicants from Scotland by SIMD quintile: 1 day after A level results day

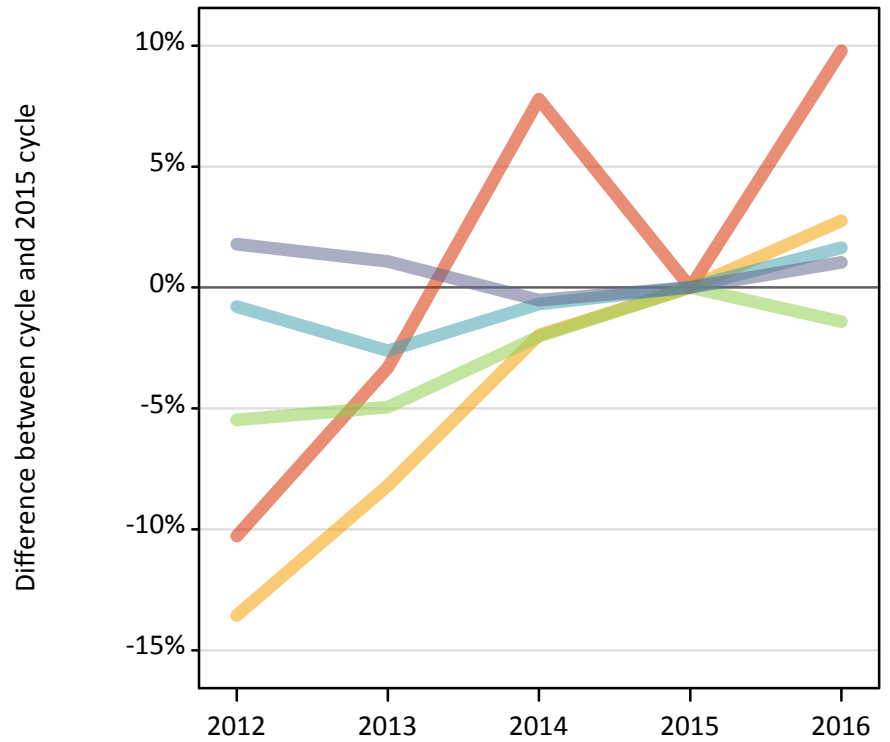
Placed applicants: change relative to 2015 cycle totals

| Applicant Status | SIMD       | 2012 | 2013 | 2014 | 2015 | 2016 |
|------------------|------------|------|------|------|------|------|
| Placed           | Quintile 1 | -21% | -15% | -8%  | 0%   | 5%   |
|                  | Quintile 2 | -22% | -17% | -11% | 0%   | 3%   |
|                  | Quintile 3 | -15% | -13% | -9%  | 0%   | 5%   |
|                  | Quintile 4 | -13% | -11% | -10% | 0%   | 3%   |
|                  | Quintile 5 | -7%  | -8%  | -7%  | 0%   | 4%   |

#### J.4 Placed 18 year old applicants from Scotland by SIMD quintile: 1 day after A level results day

Placed 18 year old applicants: change relative to 2015 cycle totals

- Quintile 1
- Quintile 2
- Quintile 3
- Quintile 4
- Quintile 5



#### J.5 Placed 18 year old applicants from Scotland by SIMD quintile: 1 day after A level results day

| Applicant Status | SIMD       | 2012  | 2013  | 2014  | 2015  | 2016  |
|------------------|------------|-------|-------|-------|-------|-------|
| Placed           | Quintile 1 | 1,080 | 1,170 | 1,300 | 1,210 | 1,320 |
|                  | Quintile 2 | 1,630 | 1,730 | 1,840 | 1,880 | 1,930 |
|                  | Quintile 3 | 2,490 | 2,500 | 2,580 | 2,630 | 2,590 |
|                  | Quintile 4 | 3,490 | 3,430 | 3,500 | 3,520 | 3,580 |
|                  | Quintile 5 | 5,000 | 4,970 | 4,890 | 4,910 | 4,960 |

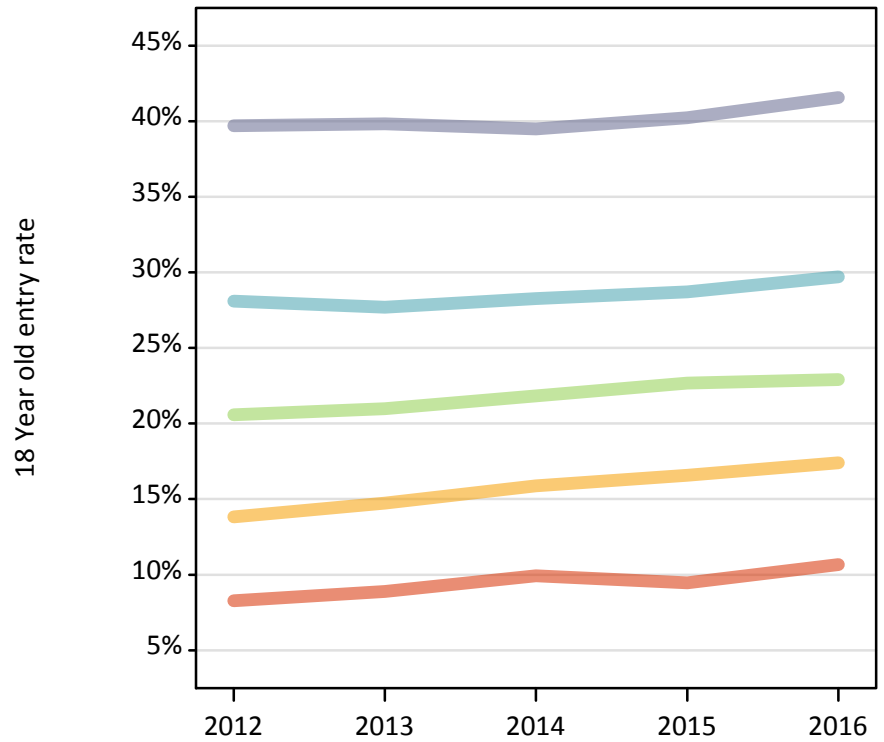

#### J.6 Placed 18 year old applicants from Scotland by SIMD quintile: 1 day after A level results day

Placed 18 year old applicants: change relative to 2015 cycle totals

| Applicant Status | SIMD       | 2012 | 2013 | 2014 | 2015 | 2016 |
|------------------|------------|------|------|------|------|------|
| Placed           | Quintile 1 | -10% | -3%  | 8%   | 0%   | 10%  |
|                  | Quintile 2 | -14% | -8%  | -2%  | 0%   | 3%   |
|                  | Quintile 3 | -5%  | -5%  | -2%  | 0%   | -1%  |
|                  | Quintile 4 | -1%  | -3%  | -1%  | 0%   | 2%   |
|                  | Quintile 5 | 2%   | 1%   | -1%  | 0%   | 1%   |

### J.7 Placed 18 year old applicants from Scotland by SIMD quintile: 1 day after A level results day

Placed 18 year old applicants: entry rate



### J.8 Placed 18 year old applicants from Scotland by SIMD quintile: 1 day after A level results day

Placed 18 year old applicants: entry rate

| Applicant Status | SIMD       | 2012  | 2013  | 2014  | 2015  | 2016  |
|------------------|------------|-------|-------|-------|-------|-------|
| Placed           | Quintile 1 | 8.3%  | 8.9%  | 9.9%  | 9.5%  | 10.7% |
|                  | Quintile 2 | 13.8% | 14.7% | 15.9% | 16.6% | 17.4% |
|                  | Quintile 3 | 20.6% | 21.0% | 21.8% | 22.7% | 22.9% |
|                  | Quintile 4 | 28.1% | 27.7% | 28.3% | 28.7% | 29.7% |
|                  | Quintile 5 | 39.7% | 39.8% | 39.5% | 40.2% | 41.6% |

### J.9 Placed 18 year old applicants from Scotland by SIMD quintile: 1 day after A level results day

Placed 18 year old applicants: entry rate (indexed to 100 = Quintile 1)

| Applicant Status | SIMD       | 2012 | 2013 | 2014 | 2015 | 2016 |
|------------------|------------|------|------|------|------|------|
| Placed           | Quintile 1 | 100  | 100  | 100  | 100  | 100  |
|                  | Quintile 2 | 167  | 166  | 160  | 175  | 163  |
|                  | Quintile 3 | 248  | 236  | 220  | 240  | 215  |
|                  | Quintile 4 | 339  | 311  | 285  | 304  | 279  |
|                  | Quintile 5 | 479  | 448  | 398  | 425  | 390  |