

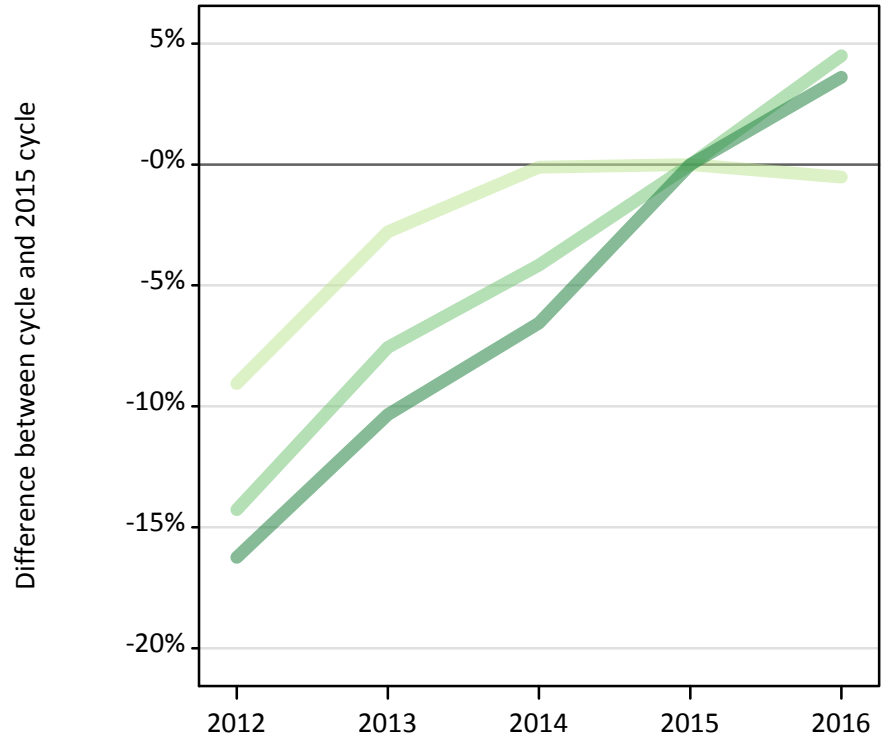
Daily Clearing Analysis: Tariff

Analysis at 00:05 on Tuesday 23 August 2016 (5 days after A level results day)

T.1 Placed applicants from all domiciles by tariff group: 5 days after A level results day

Placed applicants: change relative to 2015 cycle totals

- Lower tariff
- Medium tariff
- Higher tariff



T.2 Placed applicants from all domiciles by tariff group: 5 days after A level results day

Applicant Status	Tariff group	2012	2013	2014	2015	2016
Placed	Lower tariff	158,800	169,750	174,420	174,600	173,700
	Medium tariff	127,630	137,610	142,670	148,870	155,550
	Higher tariff	117,580	125,850	131,180	140,380	145,450

T.3 Placed applicants from all domiciles by tariff group: 5 days after A level results day

Placed applicants: change relative to 2015 cycle totals

Applicant Status	Tariff group	2012	2013	2014	2015	2016
Placed	Lower tariff	-9%	-3%	-0%	0%	-1%
	Medium tariff	-14%	-8%	-4%	0%	4%
	Higher tariff	-16%	-10%	-7%	0%	4%

T.4 Placed applicants from all domiciles by tariff group: 5 days after A level results day

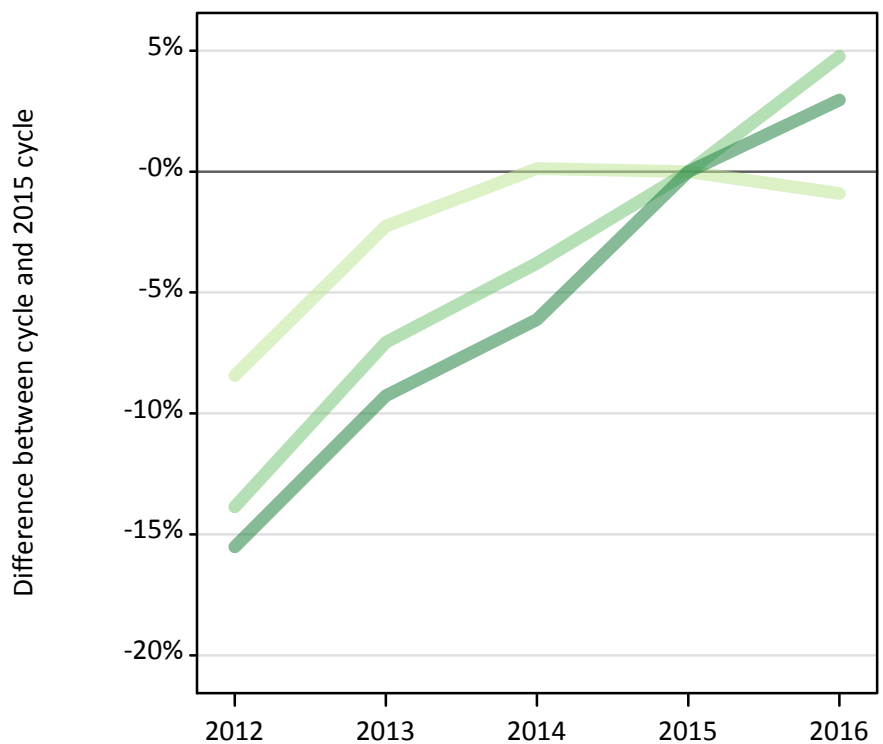
Placed applicants: absolute change relative to 2015 cycle totals

Applicant Status	Tariff group	2012	2013	2014	2015	2016
Placed	Lower tariff	-15,810	-4,850	-190	0	-900
	Medium tariff	-21,240	-11,260	-6,190	0	6,690
	Higher tariff	-22,800	-14,530	-9,200	0	5,070

T.5 Placed applicants from the UK by tariff group: 5 days after A level results day

Placed applicants: change relative to 2015 cycle totals

- Lower tariff
- Medium tariff
- Higher tariff



T.6 Placed applicants from the UK by tariff group: 5 days after A level results day

Applicant Status	Tariff group	2012	2013	2014	2015	2016
Placed	Lower tariff	149,730	159,830	163,720	163,520	162,050
	Medium tariff	113,550	122,520	126,830	131,820	138,110
	Higher tariff	93,280	100,180	103,670	110,420	113,690

T.7 Placed applicants from the UK by tariff group: 5 days after A level results day

Placed applicants: change relative to 2015 cycle totals

Applicant Status	Tariff group	2012	2013	2014	2015	2016
Placed	Lower tariff	-8%	-2%	0%	0%	-1%
	Medium tariff	-14%	-7%	-4%	0%	5%
	Higher tariff	-16%	-9%	-6%	0%	3%

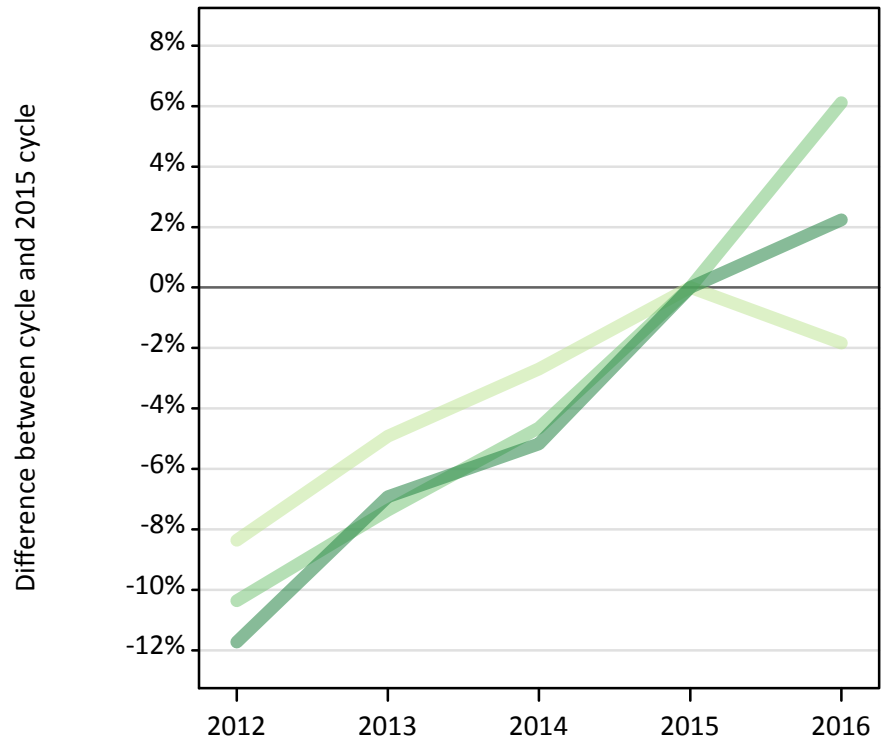
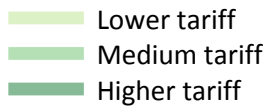
T.8 Placed applicants from the UK by tariff group: 5 days after A level results day

Placed applicants: absolute change relative to 2015 cycle totals

Applicant Status	Tariff group	2012	2013	2014	2015	2016
Placed	Lower tariff	-13,790	-3,690	200	0	-1,480
	Medium tariff	-18,270	-9,300	-4,990	0	6,280
	Higher tariff	-17,140	-10,240	-6,750	0	3,270

T.9 Placed 18 year old applicants from the UK by tariff group: 5 days after A level results day

Placed 18 year old applicants: change relative to 2015 cycle totals



T.10 Placed 18 year old applicants from the UK by tariff group: 5 days after A level results day

Applicant Status	Tariff group	2012	2013	2014	2015	2016
Placed	Lower tariff	68,970	71,570	73,240	75,270	73,890
	Medium tariff	65,170	67,340	69,330	72,700	77,150
	Higher tariff	68,640	72,380	73,740	77,760	79,500

T.11 Placed 18 year old applicants from the UK by tariff group: 5 days after A level results day

Placed 18 year old applicants: change relative to 2015 cycle totals

Applicant Status	Tariff group	2012	2013	2014	2015	2016
Placed	Lower tariff	-8%	-5%	-3%	0%	-2%
	Medium tariff	-10%	-7%	-5%	0%	6%
	Higher tariff	-12%	-7%	-5%	0%	2%

T.12 Placed 18 year old applicants from the UK by tariff group: 5 days after A level results day

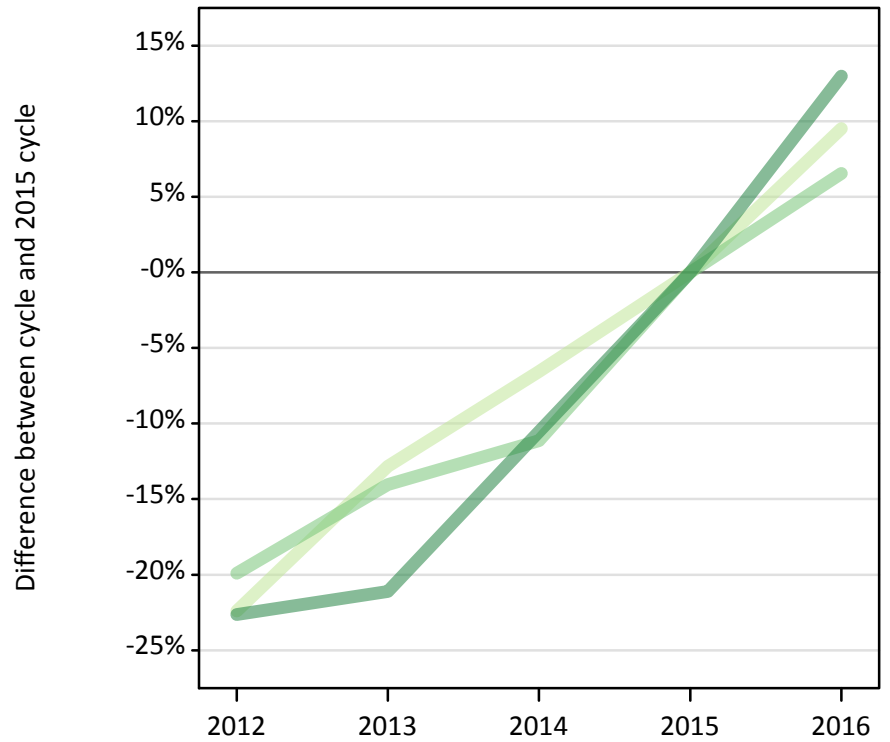
Placed 18 year old applicants: absolute change relative to 2015 cycle totals

Applicant Status	Tariff group	2012	2013	2014	2015	2016
Placed	Lower tariff	-6,290	-3,700	-2,030	0	-1,380
	Medium tariff	-7,530	-5,360	-3,370	0	4,450
	Higher tariff	-9,120	-5,380	-4,020	0	1,740

T.13 Placed applicants from the EU (excluding the UK) by tariff group: 5 days after A level results day

Placed applicants: change relative to 2015 cycle totals

- Lower tariff
- Medium tariff
- Higher tariff



T.14 Placed applicants from the EU (excluding the UK) by tariff group: 5 days after A level results day

Applicant Status	Tariff group	2012	2013	2014	2015	2016
Placed	Lower tariff	5,560	6,250	6,700	7,170	7,850
	Medium tariff	6,470	6,950	7,180	8,080	8,610
	Higher tariff	8,310	8,480	9,610	10,740	12,140

T.15 Placed applicants from the EU (excluding the UK) by tariff group: 5 days after A level results day

Placed applicants: change relative to 2015 cycle totals

Applicant Status	Tariff group	2012	2013	2014	2015	2016
Placed	Lower tariff	-22%	-13%	-7%	0%	10%
	Medium tariff	-20%	-14%	-11%	0%	7%
	Higher tariff	-23%	-21%	-11%	0%	13%

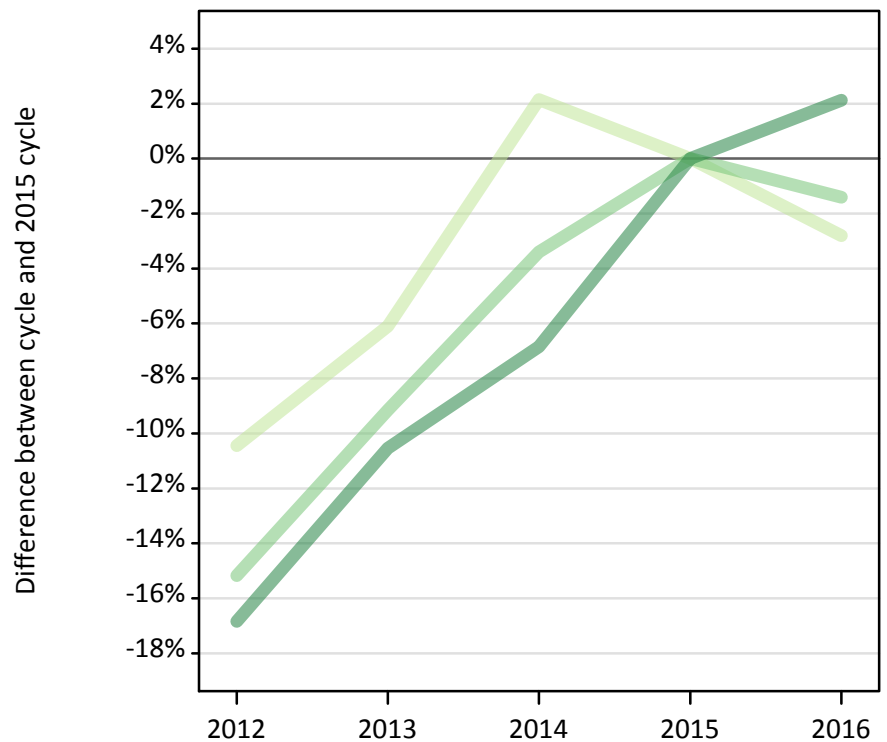
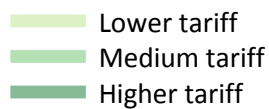
T.16 Placed applicants from the EU (excluding the UK) by tariff group: 5 days after A level results day

Placed applicants: absolute change relative to 2015 cycle totals

Applicant Status	Tariff group	2012	2013	2014	2015	2016
Placed	Lower tariff	-1,610	-920	-470	0	680
	Medium tariff	-1,610	-1,140	-900	0	530
	Higher tariff	-2,430	-2,270	-1,130	0	1,400

T.17 Placed applicants from overseas (not EU) by tariff group: 5 days after A level results day

Placed applicants: change relative to 2015 cycle totals



T.18 Placed applicants from overseas (not EU) by tariff group: 5 days after A level results day

Applicant Status	Tariff group	2012	2013	2014	2015	2016
Placed	Lower tariff	3,510	3,680	4,000	3,920	3,810
	Medium tariff	7,600	8,140	8,660	8,960	8,840
	Higher tariff	15,980	17,190	17,900	19,220	19,630

T.19 Placed applicants from overseas (not EU) by tariff group: 5 days after A level results day

Placed applicants: change relative to 2015 cycle totals

Applicant Status	Tariff group	2012	2013	2014	2015	2016
Placed	Lower tariff	-10%	-6%	2%	0%	-3%
	Medium tariff	-15%	-9%	-3%	0%	-1%
	Higher tariff	-17%	-11%	-7%	0%	2%

T.20 Placed applicants from overseas (not EU) by tariff group: 5 days after A level results day

Placed applicants: absolute change relative to 2015 cycle totals

Applicant Status	Tariff group	2012	2013	2014	2015	2016
Placed	Lower tariff	-410	-240	80	0	-110
	Medium tariff	-1,360	-820	-300	0	-130
	Higher tariff	-3,240	-2,020	-1,320	0	410